



Guide to a Successful Swimming Pool Remodel Project



Idaho Pool Remodeling



Where do I start?

Start by writing down the necessities like plaster or tile replacement. Then you can build your wish list; like a basketball hoop, LED light or energy efficient solar heater. We all have favorite colors, shapes and textures. For inspiration, you can look at websites like Houzz and Pinterest which are full of the creative ideas.



What now?

Once you have a list of the necessities and ideas it's time to meet with a swimming pool remodel company. One of the most frustrating mistakes many pool owners make is seeking too many bids. This creates difficulty in determining if the bids are “apples to apples”. Find a company that you are comfortable with, communicate well with and shares your vision.

Anticipate the need for a site visit during which you should explain your ideas, timeline and budget.





What should I expect during a site visit?

- An on-time appointment or courtesy phone call if they are running late.
- To be asked questions about your vision and goals that you are wanting to achieve with the remodel project.
- Discussion of your budget. Sharing your budget or what your budget expectations are is important to guide the process. Knowing your budget helps keep the pool remodel company focused on your goals.
- Material selections like tile, colors, and plaster type all have an influence on the budget and schedule.
- Measurements of the pool, spa, deck areas and back yard.
- Examination of the access area, electrical outlets and water connections.
- Examination of other items in and around your pool such as diving boards, gate locks, automatic covers and pool drain covers. Pool safety should always be the highest priority in any pool remodel.



What questions should I ask?

- As with any contractor, you should ask a pool remodel company about their experience within the industry. This should include their experience with similar projects, professional affiliations and certifications.
- Be sure to ask about their contractor registration. Contractors are required to be registered with the State of Idaho before accepting any money for contracting work. You can check their registration status at: <https://secure.ibol.idaho.gov/eIBOLPublic/LPRBrowser.aspx>
- Many remodel companies may be insured to the minimum required by the State of Idaho. Ask yourself, is that enough in case something goes wrong at your home? Should the company have employees, do they carry worker's Compensation Insurance?
- What are the warranty terms and conditions?
- Will the pool remodel company Owner be present on the job?
- How long does you pool remodeling company expect the project to last? What is the soonest they can get started?
- What time of year is best to tackle a project like yours?



How do I know if these bids are the same?

There are a number of decisions pool remodel companies can reach when developing a proposal. Items like who drains the pool, material selections and whether the pool is chipped out or bond coated all has some impact on the final price.

As a pool owner getting to an apples to apples comparison is sometimes difficult. On the next sheet we have assembled a checklist of items to help you compare proposals side by side.



A couple of items that should raise red flags.


Proposals that are not specific in services provided or materials that you have selected.

Contractors that cannot or will not answer questions about pool safety and drowning prevention.


A proposal that doesn't specify that lien releases will be provided when payment is made.

Lack of a written warranty that details what is covered by the warranty and what is not covered.


Contractor Comparison: Apples to Apples

Description	 Idaho Pool Remodeling	Contractor A	Contractor B
General Criteria:			
A detailed proposal was provided.			
Phone calls were answered and messages returned in a timely manner.			
I felt like they listened to my ideas.			
Samples were provided			
Communicating is easy.			
Communication is thorough.			
They discussed pool safety and energy efficiency.			
Draining the pool and monitoring the pool draining is included.			
Is a dewatering permit included if required?			
Are startup chemicals and instruction included?			

Contractor Comparison: Apples to Apples

Description	 Idaho Pool Remodeling	Contractor A	Contractor B
Re-Plaster			
Is the old plaster being stripped or bond coated?			
If stripped, was the potential for pool structure damage discussed?			
If bond coated, is the bond coat a <i>manufacturer tested and guaranteed</i> product or an untested, "home brew"? Are installers certified to install bond coat?			
Are new VGB compliant drain fittings included?			
Is a plumbing pressure test included?			
Does the new interior finish have a comprehensive warranty or does the warranty just cover aggregates?			
A startup guide is provided.			

Contractor Comparison: Apples to Apples

Description	 Idaho Pool Remodeling	Contractor A	Contractor B
Waterline Tile			
Is tile "Frost Resistant" or "Frost Proof"?			
Is thinset mortar suitable for swimming pool applications?			
What is the cure time of the thinset mortar before it can be submerged in water?			
Is the grout suitable for swimming pool applications?			
Is the tile installed to Tile Council of North America Standards?			
Are movement joints to be installed every 8 to 12 feet to prevent tile delaminating?			